

- Optimal solution for office lighting
- Electrostatic painted compact DKP body
- Electrostatic painted frames
- High efficiency low-glare (UGR <19) homogeneous light diffuser
- Efficiency exceeding 95lm/W with backlight technology
- Suitable for recessed use

P W Product & Power Options

Product Name	Light Color	Input Voltage (V)	Power (W)	Luminous Flux (lm)	Dimensions (AxB) (mm)	Cutting Dimensions (C) (mm)	Weight (kg)
PNLO EVO	NW-CW	220-240V AC	36	3.420	595x595	575x575	3,2

*Power and Lumen values provided are based off of a cold white (CW) LED.

C Light Color Options

● NW: Natural White	4000K
● CW: Cold White	6500K

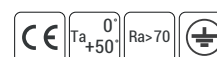
S Driver Options

- 01 Standard Driver (On/Off)
- 06 DALI Driver
- 11 Driver + Emergency Lighting Kit 1h



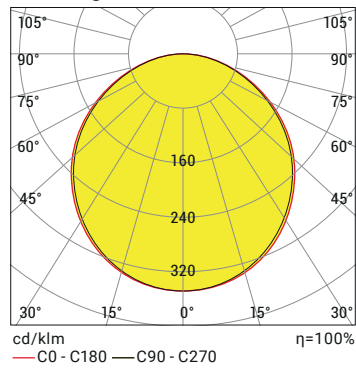
Order Code

P . W . C . S

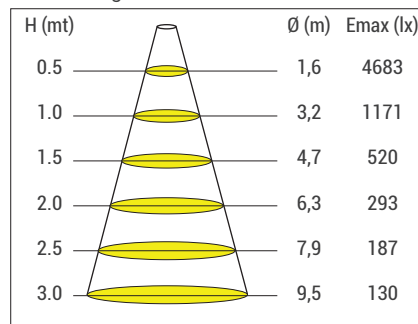


Product Diagrams

Polar Diagram








Conical Diagram



PNLO EVO NW40 36W 220VAC IP40

Control System Options

Color Type	PWM	INV PWM	DMX	DALI	0-10V DC	TRIAC
WW-NW-CW 				•	•	•
R,G,B,A 						
RGB 						
RGBA/W 						
RGB DMX 						
WHITE DMX 