

- Bendable up to 30cm in diameter
- Full resistance with IP67 protection
- Anti-UV technology
- Solid silicone extrusion
- High color rendition
- PC side cover
- High corrosion resistance

## P W Product & Power Options

Product Name/LED Quantity	Light Color	Input Voltage (V)	Power (W/mt)	Luminous Flux (lm)
LLFX 140LED	WW-NW-CW	24V DC	5	350
LLFX 140LED	WW-NW-CW	24V DC	10	672
LLFX 140LED	WW-NW-CW	24V DC	15	932
LLFX 80LED-DMX	RGB	24V DC	5	-
LLFX 80LED-DMX	RGB	24V DC	10	-
LLFX 80LED-DMX	RGB	24V DC	15	-
LLFX 80LED-DMX	RGB/W	24V DC	5	-
LLFX 80LED-DMX	RGB/W	24V DC	10	-
LLFX 80LED-DMX	RGB/W	24V DC	15	-

\*Power and Lumen values provided are based off of a coverless product with cold white (CW) LED.

## C Light Color Options

● WW: Warm White	3000K	● RGB
● NW: Natural White	4000K	● RGBW
● CW: Cold White	6500K	

\*Different colors are optional

## J Junction Options



IP Socket  
Front Output

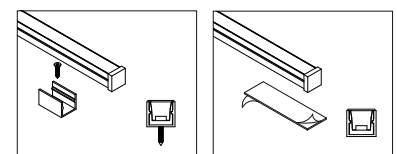
IP Socket  
Side Output

IP Socket  
Bottom Output

## I IP Protection Class



## M Mounting Options



Aluminum Clip

Double-Sided Tape



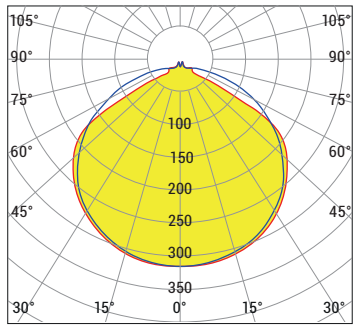
Order Code

P . W . C . J . I . M . K



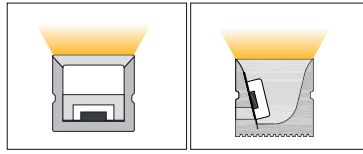
## Product Diagrams

Polar Diagram



cd/klm  
— C0 - C180 — C90 - C270  
η=100%

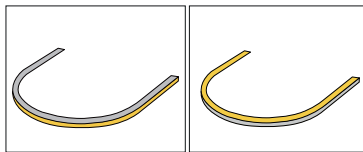
## K Viewing Side



Top Output

Side Output




## Bending Options



Top Beam

Side Beam

## Control System Options

Color Type	PWM	INV PWM	DMX	DALI	0-10V DC	TRIAC
WW-NW-CW 	•					
RGB 			•			
RGBW 			•			

