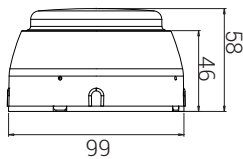
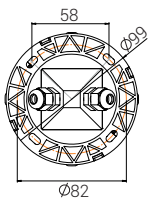




RDMX



P W Product & Power Options

Product Name	Light Color	Input Voltage (V)	Power (W)	Weight (kg)
DOT-RDMX-6	RGB	12-48V DC	2	0,2
DOT-RDMX-12	RGB	12-48V DC	3	0,2
DOT-RDMX-18	RGB	12-48V DC	5	0,2

G Housing Color Options



RAL9005 RAL9016 RAL9007

U Upper Piece Options



9: Difused

11: Transparent



- Plastic injection body
- Polycarbonate luminaire glass
- RDM configuration
- IP67 socket for DATA-SIGNALS

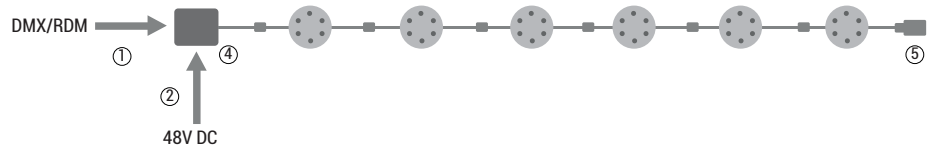


Order Code

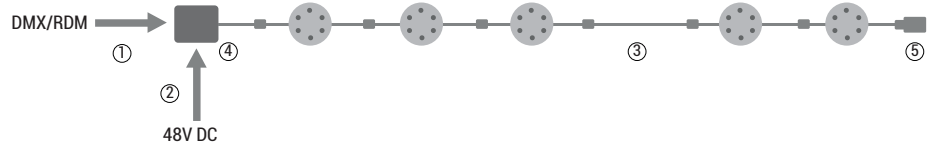
P . W . G . U



Standard Connection Scheme

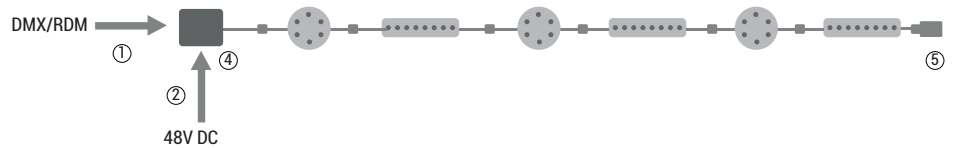


Connection Scheme with Extension Socket



Combined Model Connection Scheme

DOT-RDMX-xx and LL-RDMX-xxx can be grouped together by DOT/LL combined chain model



(1) DMX DATA CABLE, 33400474 : CABLE 2X0,22 KR-SY LI2Y(ST)CH TP GREY

(2) AC SUPPLY CABLE, 3x1mm TTR

(3) 26000xxx : SOCKET RDMX L:100/200/400/600/800/1000cm 4 PIN MALE-FEMALE DOUBLE SIDED EXTENSION IP67 (YM)



(4) 33600695 :RDMX INPUT JUNCTION BOX



(5) 33600696 : RDMX TERMINATOR

Accessories

33400474 : CABLE 2X0,22 KR-SY LI2Y(ST)CH TP GREY

26000122 : SOCKET RDMX L:100cm 4 PIN MALE-FEMALE DOUBLE SIDED EXTENSION IP67 (YM)

26000150 : SOCKET RDMX L:200cm 4 PIN MALE-FEMALE DOUBLE SIDED EXTENSION IP67 (YM)

26000151 : SOCKET RDMX L:400cm 4 PIN MALE-FEMALE DOUBLE SIDED EXTENSION IP67 (YM)

26000152 : SOCKET RDMX L:600cm 4 PIN MALE-FEMALE DOUBLE SIDED EXTENSION IP67 (YM)

26000153 : SOCKET RDMX L:800cm 4 PIN MALE-FEMALE DOUBLE SIDED EXTENSION IP67 (YM)

26000154 : SOCKET RDMX L:1000cm 4 PIN MALE-FEMALE DOUBLE SIDED EXTENSION