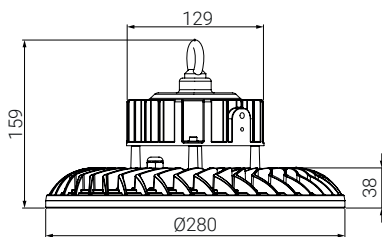


IK 08



- With overload, high temperature, high voltage protection industrial type led driver
- Efficiency up to 174 lm / W
- Electrostatic painted aluminum injection body
- Optional stainless steel mounting clip and hanger kit

P W Product & Power Options

Product Name	Light Color	Input Voltage (V)	Power (W)	Luminous Flux (lm)	Weight (kg)
CRAKE 1	WW-NW-CW	220-240V AC	70	12.047	2,2
CRAKE 1	WW-NW-CW	220-240V AC	110	17.730	2,2

*Power and Lumen values provided are based off of a "cold white (CW) LED".

C Light Color Options

● WW: Warm White	3000K
● NW: Natural White	4000K
● CW: Cold White	6500K

*Different colors are optional

S Driver Options

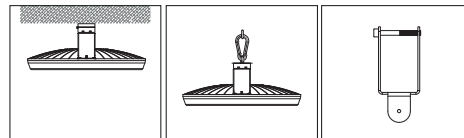
- 01 Standard Driver
- 06 Driver + Emergency Lighting Kit
- 16 Radar Sensor
- 23 0-10V

O Lens Options



M: Medium Angle W: Wide Angle XW: Without lens

M Mounting Options



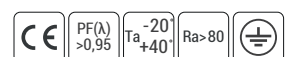
M01: Surface Cable Tray Mounting M02: Pendant Mounting M03: Busbar Hanger

*For M02 option rope not included



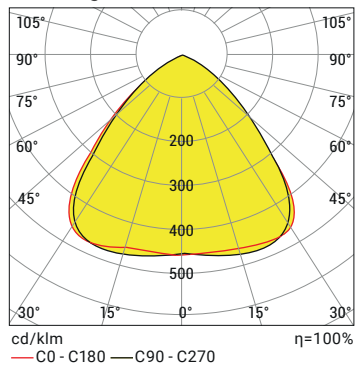
Order Code

P . W . C . S . O . M

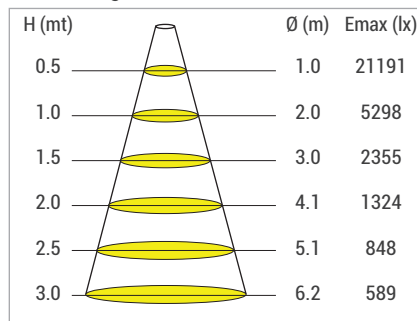


Product Diagrams

Polar Diagram








Conical Diagram



CRAKE-1 CW65 90D 72W 220VAC IP65

Control System Options

Color Type	PWM	INV PWM	DMX	DALI	0-10V DC	TRIAC
WW-NW-CW 					•	
R,G,B,A 						
RGB 						
RGBA/W 						
RGB DMX 						
WHITE DMX 